

INTRODUCTION:

Doubleline: Is designed to enable many of the lower 40% of Americans who experience failure in reading the English alphabet to achieve success in making the transition from simplified spelling to reading English.

Doubleline is the only means I have seen that can effects success to a variety of learner problems.

RKM Alphabet lessons: prepares students to make the transition to reading the English alphabet through doubleline and eventually reverse the process.

Lessons can be used by both beginning readers and challenged learners unable to process the over 425 ways the English alphabet forms words.

Simplified spelling: requires instruction in use of sounds even by those who have had experience in learning letter sounds.

Doubleline process: starts with lesson one: Letter sound long ae. Students will be informed that they will see, not learn, some of the different ways words are spelled in the English alphabet.

Hand signs: are used to provide tactical aid in recalling and associating sounds/letters.

Font formation and colors provide direction for the instructor.

Improvements: Materials are subject to change as programs develop to serve different ages and abilities. Instructors should use personal judgment in adapting materials to learners.

Assistance: Problems? Contact Roberta Mahoney at mahoneyr@mchsi.com

BASIC VOWEL INFORMATION:

In this teaching alphabet created by Roberta K. Mahoney (from now on we will refer to it as RKM:

There are 5 vowel letters used in consistent ways to designate the 19 vowels sounds:

-short and long twins

long ae

short a

long ee (y)

short e

long ie

short i

long oe

short o (aa, au, aw)

long ue

short u (stressed or unstressed short “u” has a neutral sound close to “uh”)

-governed by the r

vowel pairs

ar (shwo r)

oo boo boo

er (ir-ur)

uu

eer

ou (ow)

aer (air)

oi (oee)

oer

ier

-w and y

are NOT used as vowels in this alphabet

LESSON WUN: Long Vowel a

Wee R (are) vowel twins a & a:

Long a and short a R printed (exactly alike)
eksaktleee aliek.

a

long a


a

short a

Hou kan yoo knoe long ae?

Hand lerners: kRds (cards) with a and sielent e

Sae: Plaec the e after a meking ae.



Ask: Soe, hou kan yoo noe long a?

Anser: The sielent e after ae maeks long vowel ae sae its alfubet leter naem.

LONG ae:

Simbol

ae

kloo werd

aet

Pikcher



The kloo werd for ae is aet

Teach lerners hand siegns ae and aet.

S/s: ae



Sien aet:



Aktivitee:

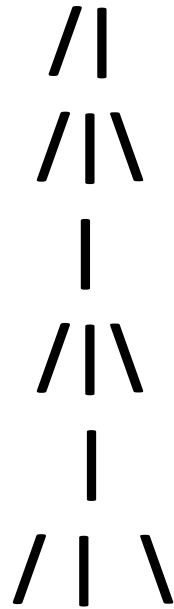
Serv lerners graeps



Instruktoer: Hav eech lerner kount out and eet aet graeps.

Graeps taest graet!

Aktivitee:



Draw aet (8) graeps on thu branch.

Yoo hav lerned:

**I am long ae.
Yoo kan see
sient e
alwaes foloes mee
and maeks mee sae
that I am ae.**

(Picture Sound Practice:


**Note: The purpose of this practice is to have the students
begin to hear the sound of ae .**

**DO NOT TEACH ANY SOUND OTHER THAN ae AT
THIS TIME.)**

Pikcher praktis: ae

Lisen for thu sound of ae in thu foloewing werds.

Lerner reepeats werds after instruktoer:



Aemeē (Rkm alfabet)

8

aet

$$5+3=8$$

aet



aet



aet



Graeps



bae



aes

Long ae:



I am long ae.

**Siilent e alwaes
stands bie mee
and maeks mee sae
that I am ae.**

Noet: **Thu Sien and sae wun liener comand wil bee riten as S/s.**

S/s:

ae



aet



Long a ϵ ,



Leter kloot: a ϵ , a ϵ t

Sound: a ϵ , a ϵ , a ϵ ,

riet in hand: a ϵ a ϵ t

Wun liener: A ϵ m ϵ a ϵ t a ϵ t gra ϵ ps.

No ϵ t: a is somti ϵ ms printed or riten as a.

But bo ϵ th fo ϵ rms hav thu sa ϵ m sound.


S/s: ae and a ϵ



Activitee: Provided each learner kopee of this page.

Kount thu hooks.

Kount thu fish.



Aet fish aet baet.

Lisen: Lisen too thu sound of aet in aet


Ask: Wut doo yoo think wuz thu baet on thu hooks?

Anser: Werms, flies, minoes

Draw: Werms or other baet on hooks.

Kuler: The aet fish that aet baet.

Activiteit: Provide each learner kopee of this page.



Kuler: Your own exotic, unusual fish.

Chant or sing: (Tune: Mary Had a Little Lamb)

8 litul fish aet thu baet,
Aet litul fish aet thu baet

Aet thubaet,
Aet thu baet,

Aet thu baet,
Aet thu baet,

8 litul fish at thu baet
Aet litul fish aet thu baet

On Mondae, Aepril aeth.
On Mondae, Aepril aeth.

Another won liener: Aet fish aet baet

Aktivitee: Serv aet (8) goeld fish krakers too eech lerner.

Noet: If posibl, taek foetoe of lerners eeting krakers.

Poest pikturs with kapchin:

Wee aet aet (8) krakers.

Or, hav learner draw IRj pikchur of self eeting goeld fish krakers.

Poest with saem kapchin.

Reevue:

Long ae



I am long ae.

Sielent e alwaes

stands bie mee

and maeks mee sae

that I am ae.

Long ae,



Sound kloo: ae, aet

Sae sound: ae, ae, ae,

riet in hand: ae

Sae wun liener: Aemee aet aet graeps.

S/s: ae,



ae,



ae



**Noet: Slied thum from a poesishon too e
poesishun saeing ae.**