

# LESSON ELEVEN: Short vowel i

Wee R vowel twins i & i

**ie**

long i

How can you know long i?

You will know long i

By putting silent e after i  
making ie.

**i**

short i

I am the sound of our alphabet name.

I am never alone.

From now on long ie

will always be

followed by

the silent e.

I am short vowel i.

# i

Ther wil never be another vowel befor or after mee.

That meens no letter a, e, i, o, u befoer or after mee.

I am thu vowel sound yoo heer in it.

I'm twin too ie

Wee luuk the saem

But ie wil alwaes

Sae our naem.

How kan yoo noe short i?

Yoo wil noe short i

I am thu loenlee vowel.

Mie sound is i

as hurd in it,

and is and in,

and chin and twin.

# Short single loen i

Simbol  
(singl) i

Kloo werd  
it

Pikchur



Sit a bit.

Thu kloo werd foer (singl) i is it as hurd in sit and bit.

Sien: i



sien: sit



# Demonstrate: Lerner participants.



**it**



**is**



**in**

**(Draw i out from mouth)**

**Aktivitee: Iedentifiee thu misusing objekt.  
(Give a lerner somthing too hied.)**

**Somthing is mising. Wut is it?**

**Is it big?**

**Is it smal?**

**Is it somthing too eet ?**

**Is it somthing too waer?**

**Is it foer sael?**

**Is it an animal?**

Waer is it?

Is it in a



?

Is it in a



?

Is it in a



?

(Is it in a \_\_\_\_\_ ?

Lerner repeats:



Sit a bit with Mark Twain.

Wun liener: Sit a bit.

S/s: i



sit



**Instructor: In picture practice,  
direct learners to repeat words after instructor  
listening for i sound.**

**When designating the short i, say i as in it.**


**Also, when showing learners the i in words  
point out there is no other vowel (a,e,i,o,u) stands  
by the i, the i stands alone in a syllable or word.**

**Do not instruct sounds of other letters at this time.**



## **SHORT i PİKCHUR & SOUND PRAKTIS:**

**Hav students repeet words after you slightly emphasizing the short i sound.**



**twins**


**twins**



**thin**  
**thin**



**dish**  
**dish**



**fish**

**fish**



**chin**

**chin**



**sit**

**sit**



**it**

**it**



**i**

(Draw i out from mouth)



**in**

**in**

**Proenouns werds:**

**Lerner riets:**

**kik**

**bit**

**bib**

**sik**

**kit**

**tik**

**sit**

**iz**

**it**

**in**

# Short i



**Sound kloof:** i, it

**Sound :** i, i, i

**riet** in hand: i

**Wun liener:** Sit a bit

## Short Single i Riem:

I'm short vowel i

And always singl .

With other vowels

I doo not mingl.

I'm twin too ie

Wee luuk the saem

But ie wil always

Sae our naem.

Mie sound is i

As hurd in it,

And is and in,

And chin and twin.



**Long vowel: ae**



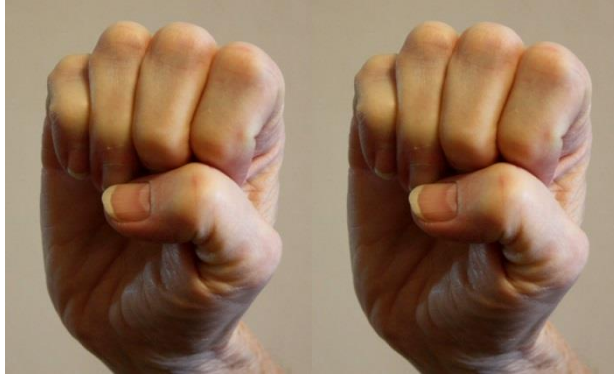
**Sound kloo: ae, aet**

**Sound: ae, ae, ae**

**riet in hand: ae 8**

**Wun liener: Aemee aet aet graeps.**

**Long vowel: ee**



**Sound kloof: bee**

**Sae sound: ee, ee, ee**

**riet** in hand: ee

**Wun liener: Honee Beez stoer nekter in a treee .**

# Long Vowel: ie



Sound kloo: ie, ies

S/sound: ie, ie, ie,

**riet** in hand: **ie**

S/s wun **liener**: **Koela** with **ies** is **twies**  
az **nies**.

**Short singl vowel: a**



**Sound kloo: a, at**

**Sae sound: a, a, a**

**riet in hand: a**

**Wun liener: Kat in kap at bat.**

# Short vowel: e



**Sound kloof:** e, ej

**Sound;** e, e, e

**riet** in hand: e

**Wun liener:** Eg on ej.

# Short i



**Sound kloo:** i, it

**Sound :** i, i, i

**riet** in hand: i

**Wun liener:** Sit a bit

**Konsonant: b**



**Sound kloof: b, bat**

**Sae sound: b, b, b**

**riet in hand: b**

**Wun liener: Bat thu  off thu wal.**

# Konsonant: k



**Sound kloof:** k, kiet

**Sae sound:** k, k, k

**riet** in hand: k

**Wun liener:** Kiet krashd

**Kiet smashd.**



# Konsonant t



Sound kloo: t, turtl

Sae sound : t, t, t

riet in hand: t

Wun liener: Sloe & stedee  
turtl tiem.

# Konsonant s:



**Sound kloo: s, snaek**

**Sound : s, s, s**

**riet in hand: s**

**Wun liener: Snaeks biet,  
big friet.**

# Konsonant z:



**Leter kloof: z, zoo**

**Sound: z,z,z**

**riet** in hand: **z**

**Wun liener: (Who's) Hoo's in thu zoo?**

# Proenouns werds

Lerner riets:

kik

bit

bib

sik

kit

tik

sit

iz

it

in

# Lerner reads:

bet

bee

beet

kee

tee

set

bas

best

beek

sez

baek

kaek

taek

saek

**Reed to learner: Nobody Listens to Andrew,**

**(Find text online or youtube for this book)**

**Note: Can be used to for lesson, but cannot be reproduced.**

***Ask:***

***What did Andrew try to tell his mother?***

***(There's a bear in my bed.)***

***What did Andrew try to tell his father?***

***(There's a bear in my bed.)***

***What did Andrew try to tell Rosie?***

***(There's a bear in my bed.)***

***What did Andrew try to tell Bobby?***

***(There's a bear in my bed.)***

***What did Andrew try to tell Mr. Neighbor?***

***(There's a bear in my bed.)***

***What was the result?***

***Andrew made sure everybody listened to him!***

# TESTING:

Go to Testing spreadsheet:

-do test 2D.

-Record date

-Record on spreadsheet score + or - for each word

-Also record here:

-score

+ \_\_\_\_\_(correct)

- \_\_\_\_\_(incorrect)

**Alert: If student has difficulty stop and reteach immediately.**

## Reed and Chant:

iz, it, in

(singl, solitare **e** lo **e**n i)

bit, kit, sit

(singl, solitare **e** lo **e**n i)

kik, sik, tik,

(singl, solitare **e** lo **e**n i)

set, bet, test

(singl, solitare **e** lo **e**n e)



sat, bat, kat

(singl, solitare e loen a)

kee, bee, beet

(long e folowed by silent e)

taek, kaek, baek

(long a folowed by silent e)

ies, ies, ies,

(long i folowed by silent e)

iez, iez, iez

(long I folowed by silent e)